
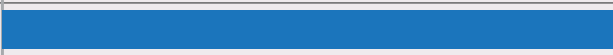
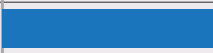

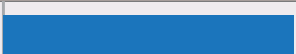





2013 Exhibitor Survey

1. How satisfied were you with the Expo, 4 - very satisfied to 1 - not satisfied ?

4		35%
3		47%
2		16%
1		3%

2. Please rate the usefulness of the Expo website, from 4 - very useful to 1 - not useful.

4		26%
3		51%
2		21%
1		3%

3. Please rate the significance of each marketing opportunity provided by The Condo, HOA, Co-op & Apt. Expo, from 4 - very significant to 1 - not significant






	4	3	2	1	Average Rating
Postcard program	21.05% 12	24.56% 14	28.07% 16	26.32% 15	1.00
Products of interest lists (Via Excel)	17.86% 10	39.29% 22	33.93% 19	8.93% 5	1.00
Advertising in the show issue of The Chicagoland Cooperator	18.97% 11	43.10% 25	22.41% 13	15.52% 9	1.00
Advertising in the program guide	29.82% 17	29.82% 17	24.56% 14	15.79% 9	1.00
Lead Retrieval	38.33% 23	26.67% 16	18.33% 11	16.67% 10	1.00
Exhibitor Training (Expo University)	12.96% 7	24.07% 13	33.33% 18	29.63% 16	1.00

4. How satisfied were you with the venue and location of the show, 4 - very satisfied to 1 - not satisfied?





	4	3	2	1	Average Rating
Convention Hall Facility	50.00% 34	39.71% 27	8.82% 6	1.47% 1	1.00
Location	47.69% 31	30.77% 20	13.85% 9	7.69% 5	1.00

2013 Exhibitor Survey





5. Did you find the exhibitor checklist on our website helpful in preparation for the show?

Yes		56%
Somewhat		27%
No		2%
Didn't use it		11%
Didn't know it existed		4%





6. How satisfied are you with the number and quality of leads you received at the show, 4 - very satisfied to 1 - not satisfied?

4		18%
3		41%
2		24%
1		18%

7. How satisfied were you with the number of property managers and board members at the show, from 4 - very satisfied to 1 - not satisfied?

4		19%
3		46%
2		26%
1		9%

8. Based on your experience this past year, how likely is it that you will exhibit again at next year's show, 4 - very likely to 1 - not likely?

4		39%
3		36%
2		15%
1		10%